



Individual [M]
Under 9



Results Bracket

Final

Rank	NO.	NOC	Name	① Score	② Pre.	③ Total	④ Acc.	Game	Score
1	2	USA	Brandon S. KIM	6.670	3.700	33.60	2.970	Game1	6.67
								Game2	0.00
2	1	USA	Tony CHEN	5.460	3.330	27.00	2.130	Game1	5.46
								Game2	0.00



Individual [M]
Under 11



Results Bracket

Final

Rank	NO.	NOC	Name	① Score	② Pre.	③ Total	④ Acc.	Game	Score
1	3	USA	ADITYA BHATTACHARYYA	6.070	3.570	30.10	2.500	Game1	6.07
								Game2	0.00
2	1	USA	Aditya VISHWA	5.930	3.430	30.70	2.500	Game1	5.93
								Game2	0.00
3	2	USA	Antonio MURER	5.870	3.500	30.00	2.370	Game1	5.87
								Game2	0.00
4	4	USA	Evan COMER	4.770	2.900	24.20	1.870	Game1	4.77
								Game2	0.00
5	5	USA	Kenny Ly	4.440	2.770	22.50	1.670	Game1	4.44
								Game2	0.00
	6	USA	Evan COMER	0.000	0.000	0.00	0.000	Game1	0.00
								Game2	0.00



Individual [M]
Cadet 12-14-1group



Results Bracket

Preliminary

Rank	NO.	NOC	Name	① Score	② Pre.	③ Total	④ Acc.	Game	Score
1	6	USA	Brian MEAGHER	7.140	4.170	35.80	2.970	Game1	7.14
								Game2	0.00
2	10	USA	Jake DE GUZMAN	7.030	4.130	35.30	2.900	Game1	7.03
								Game2	0.00
3	2	CAN	William TAM	6.770	3.900	33.70	2.870	Game1	6.77
								Game2	0.00
4	5	USA	Dylan MAI	6.760	3.930	32.80	2.830	Game1	6.76
								Game2	0.00
5	9	USA	Gabriel MORA	6.700	4.000	32.50	2.700	Game1	6.70
								Game2	0.00
6	8	USA	Michael MORA	5.930	3.630	29.80	2.300	Game1	5.93
								Game2	0.00
7	7	USA	Aditya VISHWA	5.900	3.630	29.50	2.270	Game1	5.90
								Game2	0.00
8	1	USA	Antonio MURER	5.500	3.530	27.90	1.970	Game1	5.50
								Game2	0.00
9	4	USA	Yohan CHO	5.360	3.430	26.90	1.930	Game1	5.36
								Game2	0.00
	3	USA	Roosevelt CHINN	0.000	0.000	0.00	0.000	Game1	0.00
								Game2	0.00



Individual [M]
Cadet 12-14-2group



Results Bracket

Preliminary

Rank	NO.	NOC	Name	① Score	② Pre.	③ Total	④ Acc.	Game	Score
1	3	MEX	William ARROYO	7.300	4.300	36.00	3.000	Game1	7.30
								Game2	0.00
2	5	USA	Colton SIDELL	6.930	4.030	34.60	2.900	Game1	6.93
								Game2	0.00
3	1	USA	Sergio PAEZ	6.700	3.870	33.10	2.830	Game1	6.70
								Game2	0.00
4	10	USA	Michael CHIU	6.670	3.870	33.20	2.800	Game1	6.67
								Game2	0.00
5	7	USA	Christopher Brian PRAWARTANA	6.170	3.670	31.30	2.500	Game1	6.17
								Game2	0.00
6	6	USA	Ethan CHEN	6.100	3.530	30.90	2.570	Game1	6.10
								Game2	0.00
7	4	USA	Evan COMER	4.630	3.030	23.20	1.600	Game1	4.63
								Game2	0.00
	2	USA	Humza QAZI	0.000	0.000	0.00	0.000	Game1	0.00
								Game2	0.00
	8	USA	Ian HONG	0.000	0.000	0.00	0.000	Game1	0.00
								Game2	0.00
	9	USA	Minsoo KIM	0.000	0.000	0.00	0.000	Game1	0.00
								Game2	0.00



Individual [M]
Cadet 12-14



Results Bracket

Semifinal

Rank	NO.	NOC	Name	① Score	② Pre.	③ Total	④ Acc.	Game	Score
1	5	MEX	William ARROYO	7.640	4.470	37.60	3.170	Game1	7.64
								Game2	0.00
2	2	USA	Sergio PAEZ	7.170	4.270	35.50	2.900	Game1	7.17
								Game2	0.00
3	9	USA	Colton SIDELL	6.760	4.030	33.40	2.730	Game1	6.76
								Game2	0.00
4	3	USA	Jake DE GUZMAN	6.670	3.870	33.00	2.800	Game1	6.67
								Game2	0.00
5	4	USA	Brian MEAGHER	6.500	3.830	32.10	2.670	Game1	6.50
								Game2	0.00
6	6	USA	Dylan MAI	6.070	3.570	30.00	2.500	Game1	6.07
								Game2	0.00
7	7	USA	Gabriel MORA	6.060	3.530	29.90	2.530	Game1	6.06
								Game2	0.00
8	1	USA	Christopher Brian PRAWARTANA	5.930	3.630	29.60	2.300	Game1	5.93
								Game2	0.00
9	8	USA	Michael CHIU	5.930	3.430	29.60	2.500	Game1	5.93
								Game2	0.00
10	10	CAN	William TAM	5.800	3.400	29.60	2.400	Game1	5.80
								Game2	0.00



Individual [M]
Cadet 12-14



Results Bracket

Final

Rank	NO.	NOC	Name	① Score	② Pre.	③ Total	④ Acc.	Game	Score
1	5	MEX	William ARROYO	8.085	4.800	39.85	3.285	Game1	8.07
								Game2	8.10
2	8	USA	Colton SIDELL	7.765	4.515	38.50	3.250	Game1	7.67
								Game2	7.86
3	2	USA	Sergio PAEZ	7.530	4.400	36.95	3.130	Game1	7.73
								Game2	7.33
4	6	USA	Dylan MAI	7.165	4.115	35.35	3.050	Game1	7.13
								Game2	7.20
5	3	USA	Jake DE GUZMAN	7.080	4.180	35.20	2.900	Game1	7.33
								Game2	6.83
6	4	USA	Brian MEAGHER	7.065	4.100	35.05	2.965	Game1	7.20
								Game2	6.93
7	1	USA	Christopher Brian PRAWARTANA	6.450	3.670	32.15	2.780	Game1	6.60
								Game2	6.30
8	7	USA	Gabriel MORA	6.350	3.565	31.30	2.785	Game1	6.30
								Game2	6.40



Individual [M]
Junior 15-17



Results Bracket

Semifinal

Rank	NO.	NOC	Name	① Score	② Pre.	③ Total	④ Acc.	Game	Score
1	8	USA	Kyle TANIMURA	7.800	4.530	38.90	3.270	Game1	7.80
								Game2	0.00
2	6	ECU	Leandro MATUTE	7.400	4.230	36.90	3.170	Game1	7.40
								Game2	0.00
3	5	USA	Brian MEAGHER	7.270	4.200	36.40	3.070	Game1	7.27
								Game2	0.00
4	12	MEX	Leonardo JUAREZ	7.240	4.270	36.20	2.970	Game1	7.24
								Game2	0.00
5	4	USA	Vincent JODJANA	7.200	4.130	36.00	3.070	Game1	7.20
								Game2	0.00
6	9	USA	Chandler TORRES	6.800	3.930	33.80	2.870	Game1	6.80
								Game2	0.00
7	3	PUR	Miguel A. RAMOS	6.700	4.000	33.40	2.700	Game1	6.70
								Game2	0.00
8	2	USA	Minsoo KIM	6.700	3.930	32.60	2.770	Game1	6.70
								Game2	0.00
9	11	USA	Shuka PARK	6.630	3.900	32.80	2.730	Game1	6.63
								Game2	0.00
10	14	USA	Humza QAZI	6.400	3.700	30.90	2.700	Game1	6.40
								Game2	0.00
11	7	USA	Scotty GRAHAM	6.030	3.600	29.90	2.430	Game1	6.03
								Game2	0.00
12	10	USA	Bryce Hyun KWON	6.030	3.530	30.10	2.500	Game1	6.03
								Game2	0.00
13	13	USA	Elijah Shon	5.670	3.500	28.70	2.170	Game1	5.67
								Game2	0.00
	1	USA	Hudson ORTIZ	DSQ				Game1	
								Game2	



Individual [M]
Junior 15-17 Final



Results Bracket

Final

Rank	NO.	NOC	Name	① Score	② Pre.	③ Total	④ Acc.	Game	Score
1	8	USA	Kyle TANIMURA	7.950	4.750	39.55	3.200	Game1	8.07
								Game2	7.83
2	5	MEX	Leonardo JUAREZ	7.465	4.450	37.45	3.015	Game1	7.60
								Game2	7.33
3	7	ECU	Leandro MATUTE	7.450	4.450	37.05	3.000	Game1	7.56
								Game2	7.34
4	6	USA	Brian MEAGHER	7.280	4.315	36.05	2.965	Game1	7.40
								Game2	7.16
5	4	USA	Vincent JODJANA	6.830	4.015	34.45	2.815	Game1	7.03
								Game2	6.63
6	3	USA	Chandler TORRES	6.390	3.920	32.15	2.470	Game1	6.84
								Game2	5.94
7	2	PUR	Miguel A. RAMOS	6.015	3.735	29.85	2.280	Game1	6.53
								Game2	5.50
8	1	USA	Minsoo KIM	5.850	3.580	28.55	2.270	Game1	6.20
								Game2	5.50

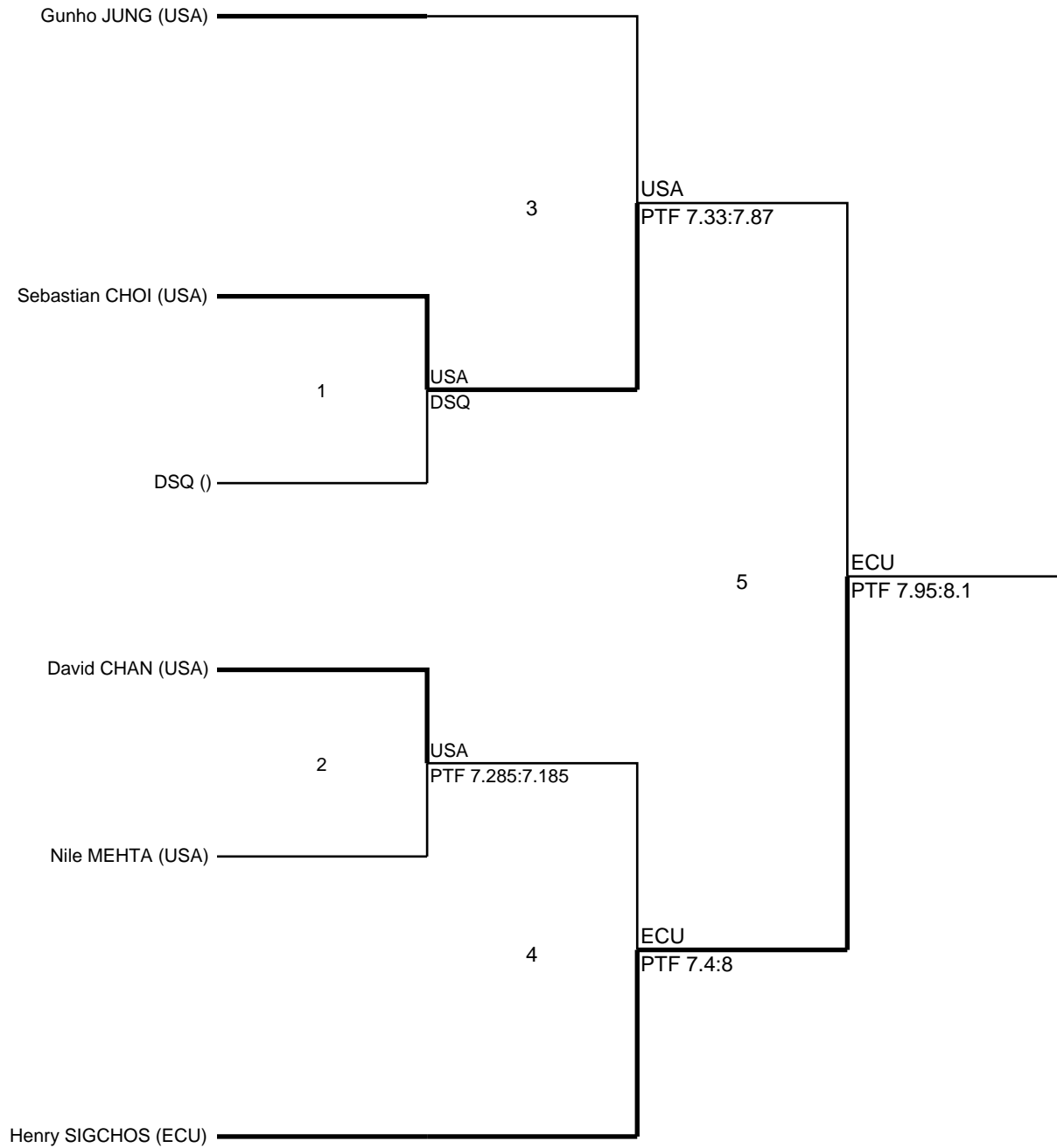


Individual [M] Under 30



Results Bracket

Player Name	Q-Final	S-Final	Final
-------------	---------	---------	-------



Signature: _____

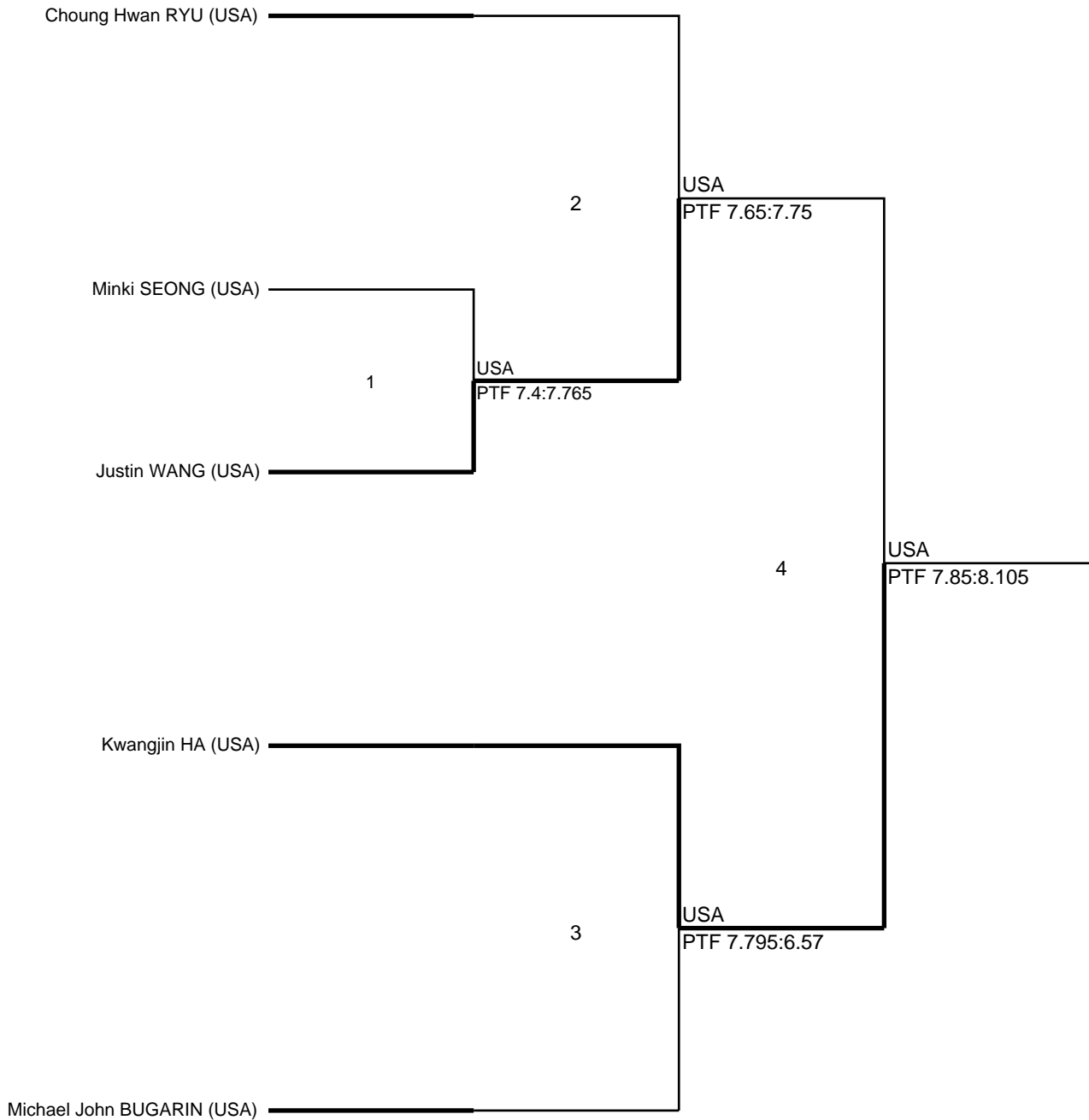


Individual [M] Under 40



Results Bracket

Player Name	Q-Final	S-Final	Final
-------------	---------	---------	-------



Signature: _____

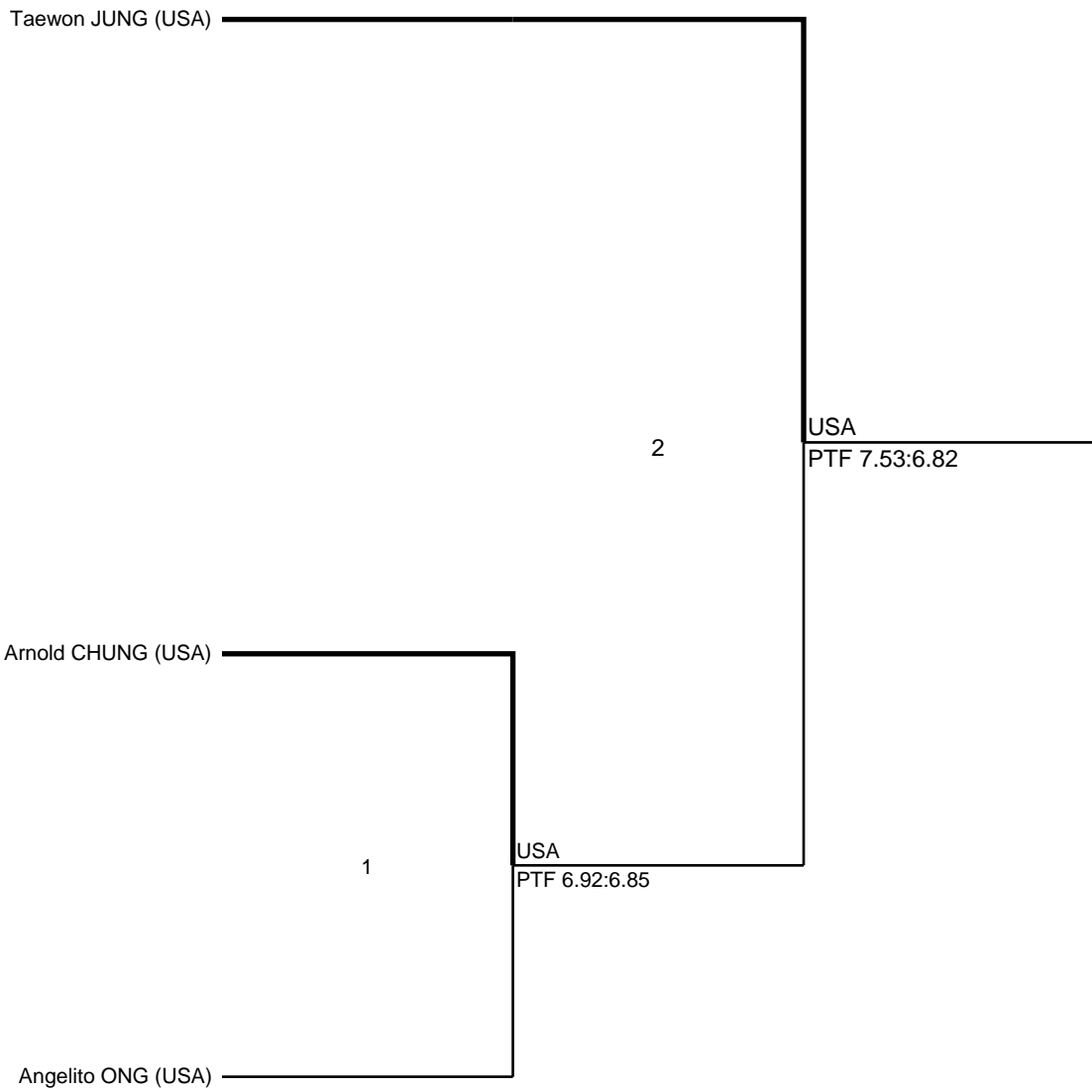


Individual [M] Under 50



Results Bracket

Player Name	S-Final	Final
-------------	---------	-------



Signature: _____

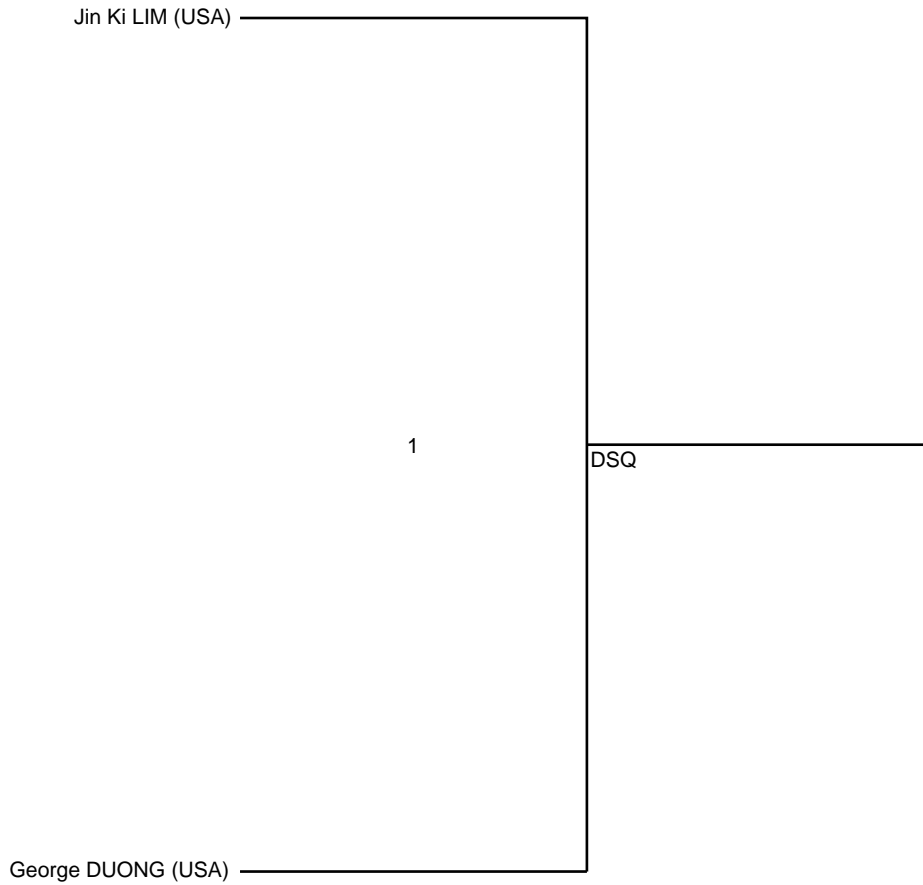


Individual [M]
Under 60



Results Bracket

Player Name	Final
-------------	-------



Signature: _____

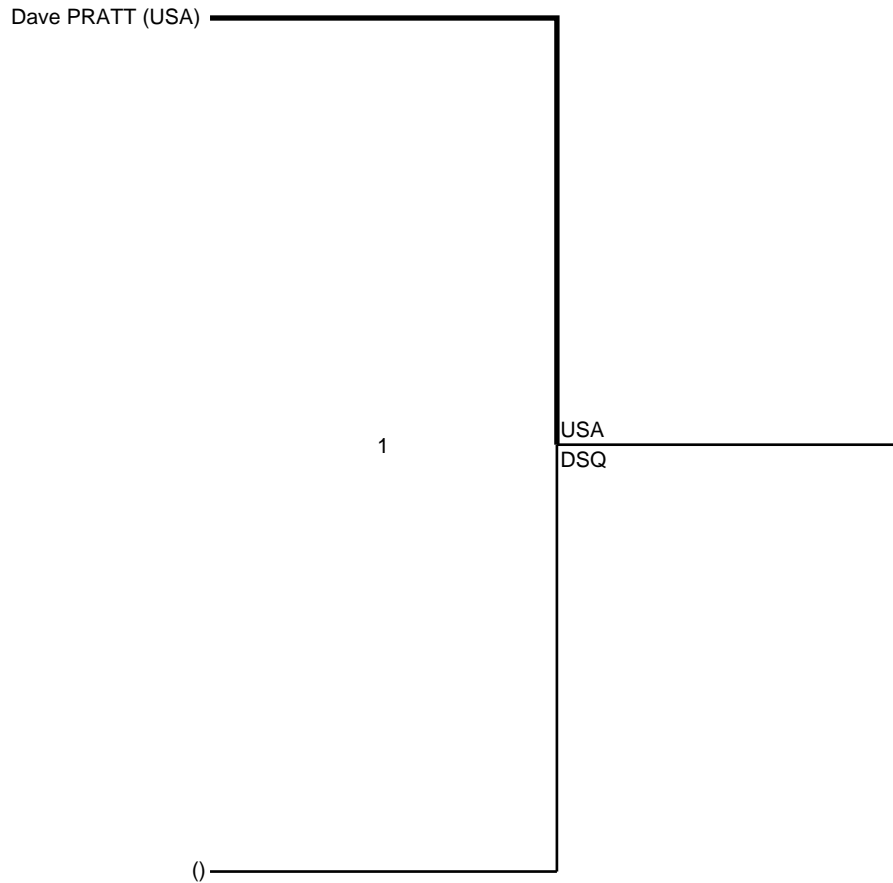


Individual [M] Under 65



Results Bracket

Player Name	Final
-------------	-------



Signature: _____