



Individual [F]  
Under 7



Results Bracket

Final

Rank	NO.	NOC	Name	① Score	② Pre.	③ Total	④ Acc.	Game	Score
1	1	USA	Tiffany CHEN	5.440	3.070	27.00	2.370	Game1	5.44
								Game2	0.00



Individual [F]  
Under 9



Results Bracket

Final

Rank	NO.	NOC	Name	① Score	② Pre.	③ Total	④ Acc.	Game	Score
1	1	USA	Anastasiya LIM	6.260	3.530	31.70	2.730	Game1	6.26
								Game2	0.00
2	4	USA	Oona SOMERSCALES	5.370	3.200	26.40	2.170	Game1	5.37
								Game2	0.00
3	3	USA	Emi JACKSON	5.060	3.130	24.80	1.930	Game1	5.06
								Game2	0.00
4	2	USA	Bella JACKSON	5.030	3.100	24.90	1.930	Game1	5.03
								Game2	0.00



Individual [F]  
Under 11



Results Bracket

Final

Rank	NO.	NOC	Name	① Score	② Pre.	③ Total	④ Acc.	Game	Score
1	4	USA	Ria AGGARWAL	7.000	4.030	34.40	2.970	Game1	7.00
								Game2	0.00
2	5	USA	Sofia WALCH	6.960	3.930	34.70	3.030	Game1	6.96
								Game2	0.00
3	1	USA	Belina JEON	6.770	3.900	33.70	2.870	Game1	6.77
								Game2	0.00
4	6	PUR	Marangely MELENDEZ	6.600	3.870	32.30	2.730	Game1	6.60
								Game2	0.00
5	2	USA	Elizabeth MARINOV	5.740	3.470	28.60	2.270	Game1	5.74
								Game2	0.00
	3	USA	Ariana AMIRI	DSQ				Game1	
								Game2	



Individual [F]  
Cadet 12-14



Results Bracket

Semifinal

Rank	NO.	NOC	Name	① Score	② Pre.	③ Total	④ Acc.	Game	Score
1	1	USA	Anika WALCH	7.260	4.130	36.30	3.130	Game1	7.26
								Game2	0.00
2	8	USA	Ester JO	7.000	4.100	34.60	2.900	Game1	7.00
								Game2	0.00
3	3	USA	Sarah KWAK	6.870	4.000	33.90	2.870	Game1	6.87
								Game2	0.00
4	10	CAN	Brianna Pei Feng MEI	6.870	3.970	34.40	2.900	Game1	6.87
								Game2	0.00
5	2	USA	Ria AGGARWAL	6.600	3.930	32.70	2.670	Game1	6.60
								Game2	0.00
6	9	USA	noa YANIV	6.300	3.800	31.40	2.500	Game1	6.30
								Game2	0.00
7	5	USA	EMBRY HORACEK	6.300	3.730	31.20	2.570	Game1	6.30
								Game2	0.00
8	11	USA	McKenzie SOU	6.270	3.870	31.40	2.400	Game1	6.27
								Game2	0.00
9	14	USA	Adelle ISERI	6.030	3.700	29.70	2.330	Game1	6.03
								Game2	0.00
10	4	USA	Natalee Wickstrom	6.000	3.730	30.30	2.270	Game1	6.00
								Game2	0.00
	6	PUR	Anika WALCH	0.000	0.000	0.00	0.000	Game1	0.00
								Game2	0.00
	7	USA	Michelle PERIBANEZ	0.000	0.000	0.00	0.000	Game1	0.00
								Game2	0.00
	12		DSQ	0.000	0.000	0.00	0.000	Game1	0.00
								Game2	0.00
	13	USA	Leila AMIRI	0.000	0.000	0.00	0.000	Game1	0.00
								Game2	0.00



Individual [F]  
Cadet 12-14



Results Bracket

Final

Rank	NO.	NOC	Name	① Score	② Pre.	③ Total	④ Acc.	Game	Score
1	1	USA	Anika WALCH	7.455	4.520	37.25	2.935	Game1	7.34
								Game2	7.57
2	5	USA	Ester JO	7.300	4.450	36.00	2.850	Game1	7.06
								Game2	7.54
3	7	CAN	Brianna Pei Feng MEI	7.100	4.330	35.25	2.770	Game1	6.90
								Game2	7.30
4	3	USA	Sarah KWAK	7.070	4.370	35.30	2.700	Game1	7.00
								Game2	7.14
5	2	USA	Ria AGGARWAL	6.595	4.180	32.85	2.415	Game1	6.33
								Game2	6.86
6	8	USA	McKenzie SOU	6.030	3.965	29.75	2.065	Game1	5.90
								Game2	6.16
7	4	USA	EMBRY HORACEK	5.815	3.885	28.80	1.930	Game1	5.60
								Game2	6.03
8	6	USA	noa YANIV	5.765	3.915	28.75	1.850	Game1	5.57
								Game2	5.96



Individual [F]  
Junior 15-17



Results Bracket

Semifinal

Rank	NO.	NOC	Name	① Score	② Pre.	③ Total	④ Acc.	Game	Score
1	3	USA	Rachel BAE	7.260	4.230	36.10	3.030	Game1	7.26
								Game2	0.00
2	4	CAN	Brianna-Lauren LOR	7.040	4.170	34.90	2.870	Game1	7.04
								Game2	0.00
3	9	MEX	Paula FREGOSO	6.830	4.200	34.80	2.630	Game1	6.83
								Game2	0.00
4	2	PUR	Arelis MEDINDA	6.630	4.100	33.40	2.530	Game1	6.63
								Game2	0.00
5	5	PUR	Ana Maria FIGUEROA	6.600	4.030	33.00	2.570	Game1	6.60
								Game2	0.00
6	13	USA	Alina BENSON	6.070	3.800	30.50	2.270	Game1	6.07
								Game2	0.00
7	14	PUR	Nakisha VEGA	5.970	3.900	29.70	2.070	Game1	5.97
								Game2	0.00
8	6	PUR	Fabiola RUIZ	5.940	3.970	29.40	1.970	Game1	5.94
								Game2	0.00
9	12	MEX	GEORGINA GUTIERREZ	5.900	3.900	29.50	2.000	Game1	5.90
								Game2	0.00
10	11	USA	Jenna Elisabeth SLOTA	5.800	3.800	29.20	2.000	Game1	5.80
								Game2	0.00
11	7	USA	Amanda CONKLIN	5.660	3.830	28.70	1.830	Game1	5.66
								Game2	0.00
12	8	USA	Sommer JONES	5.570	3.770	27.70	1.800	Game1	5.57
								Game2	0.00
13	10	USA	Natalee WICKSTROM	5.070	3.670	25.30	1.400	Game1	5.07
								Game2	0.00
	1	USA	Alessia ALAMUL	0.000	0.000	0.00	0.000	Game1	0.00
								Game2	0.00



Individual [F]  
Junior 15-17 Final



Results Bracket

Final

Rank	NO.	NOC	Name	① Score	② Pre.	③ Total	④ Acc.	Game	Score
1	6	MEX	Paula FREGOSO	7.965	4.750	39.85	3.215	Game1	7.90
								Game2	8.03
2	8	USA	Rachel BAE	7.900	4.700	39.50	3.200	Game1	7.87
								Game2	7.93
3	7	CAN	Brianna-Lauren LOR	7.605	4.570	38.50	3.035	Game1	7.54
								Game2	7.67
4	4	PUR	Ana Maria FIGUEROA	7.150	4.265	35.80	2.885	Game1	7.17
								Game2	7.13
5	5	PUR	Arelis MEDINDA	7.045	4.380	35.40	2.665	Game1	7.03
								Game2	7.06
6	3	USA	Alina BENSON	7.035	4.215	35.25	2.820	Game1	7.00
								Game2	7.07
7	1	PUR	Fabiola RUIZ	6.565	4.135	32.75	2.430	Game1	6.70
								Game2	6.43
8	2	PUR	Nakisha VEGA	5.870	3.900	29.20	1.970	Game1	5.70
								Game2	6.04

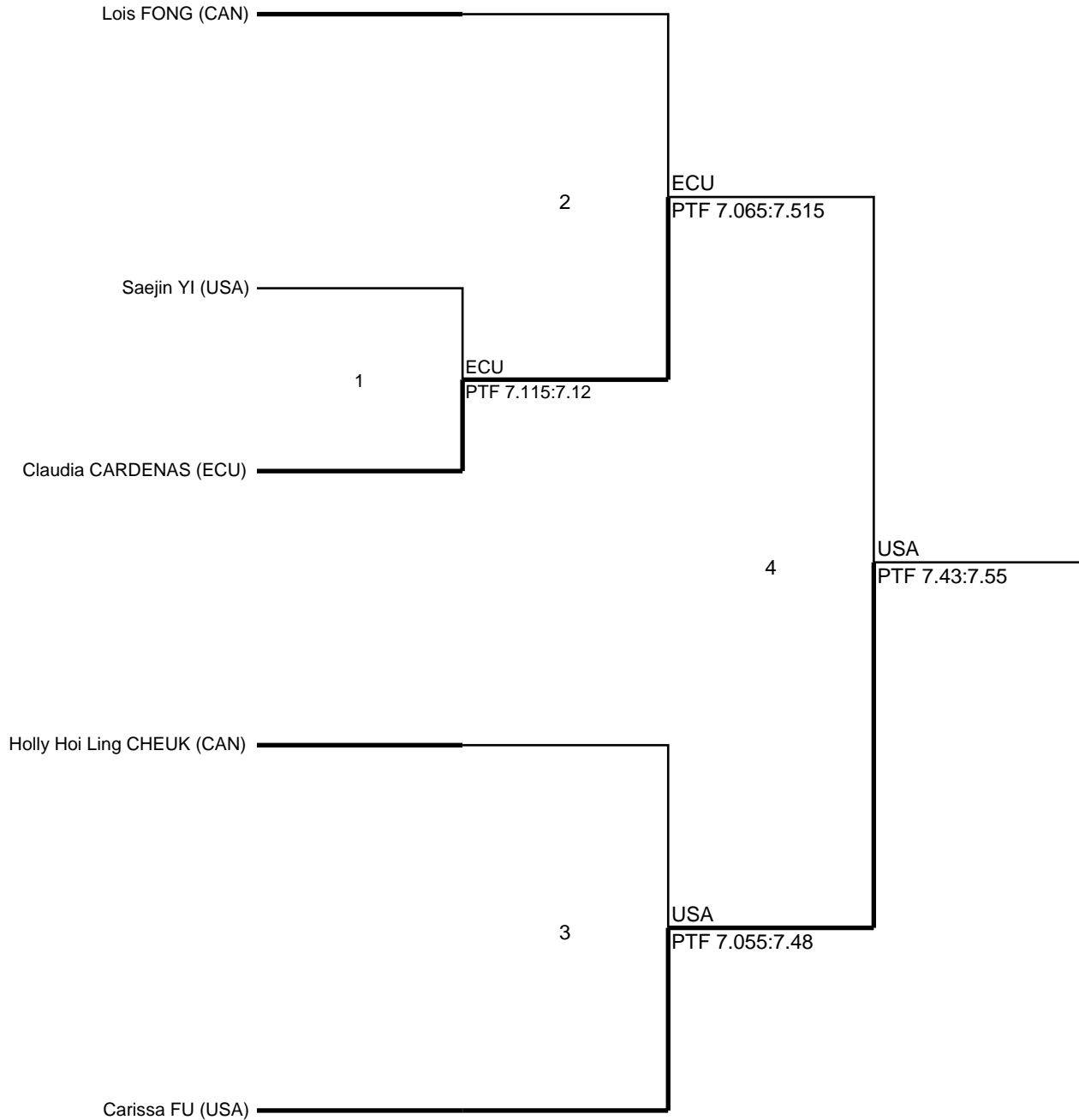


# Individual [F] Under 30



## Results Bracket

Player Name	Q-Final	S-Final	Final
-------------	---------	---------	-------



Signature: \_\_\_\_\_



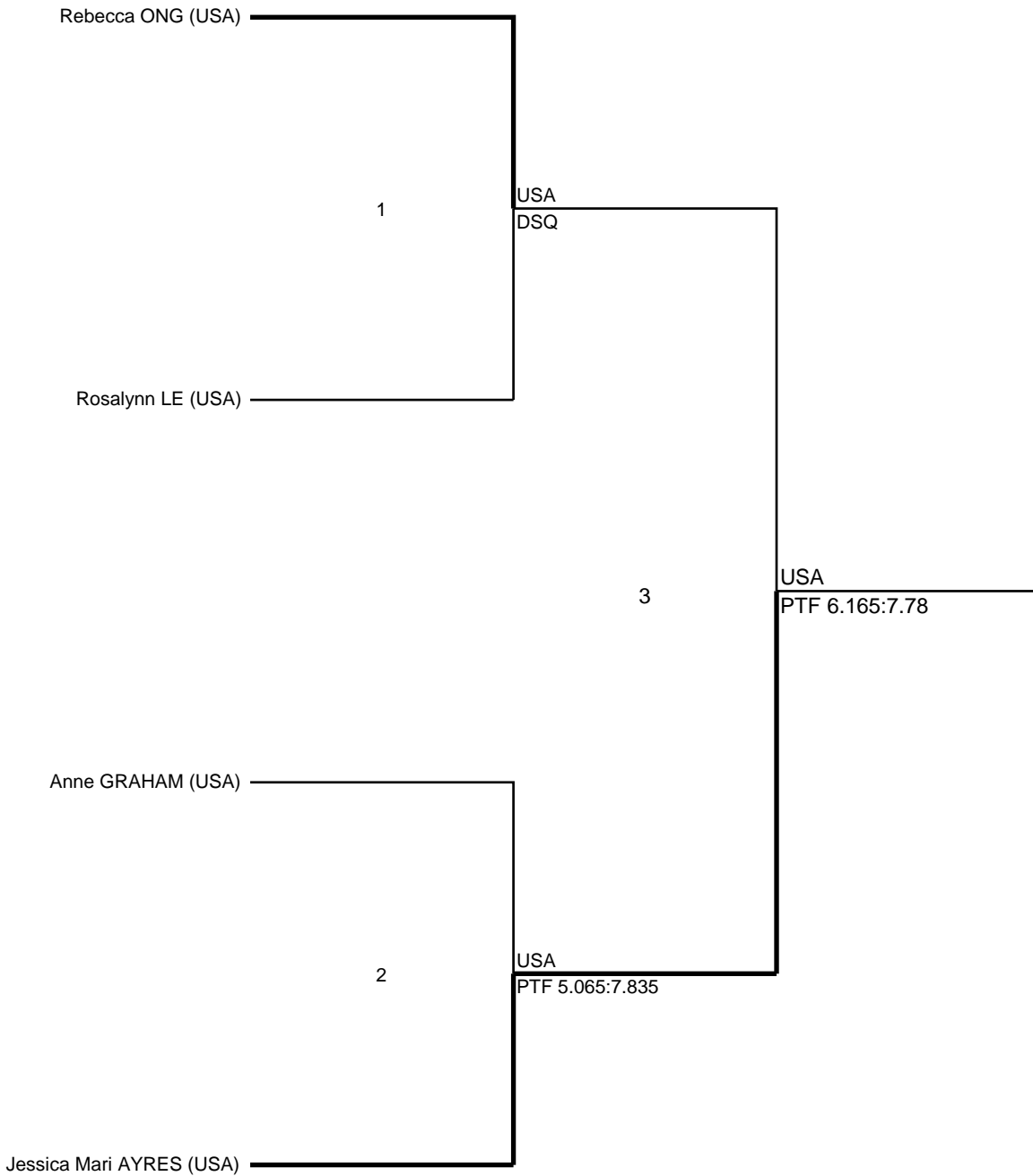


# Individual [F] Under 40



## Results Bracket

Player Name	S-Final	Final
-------------	---------	-------



Signature: \_\_\_\_\_

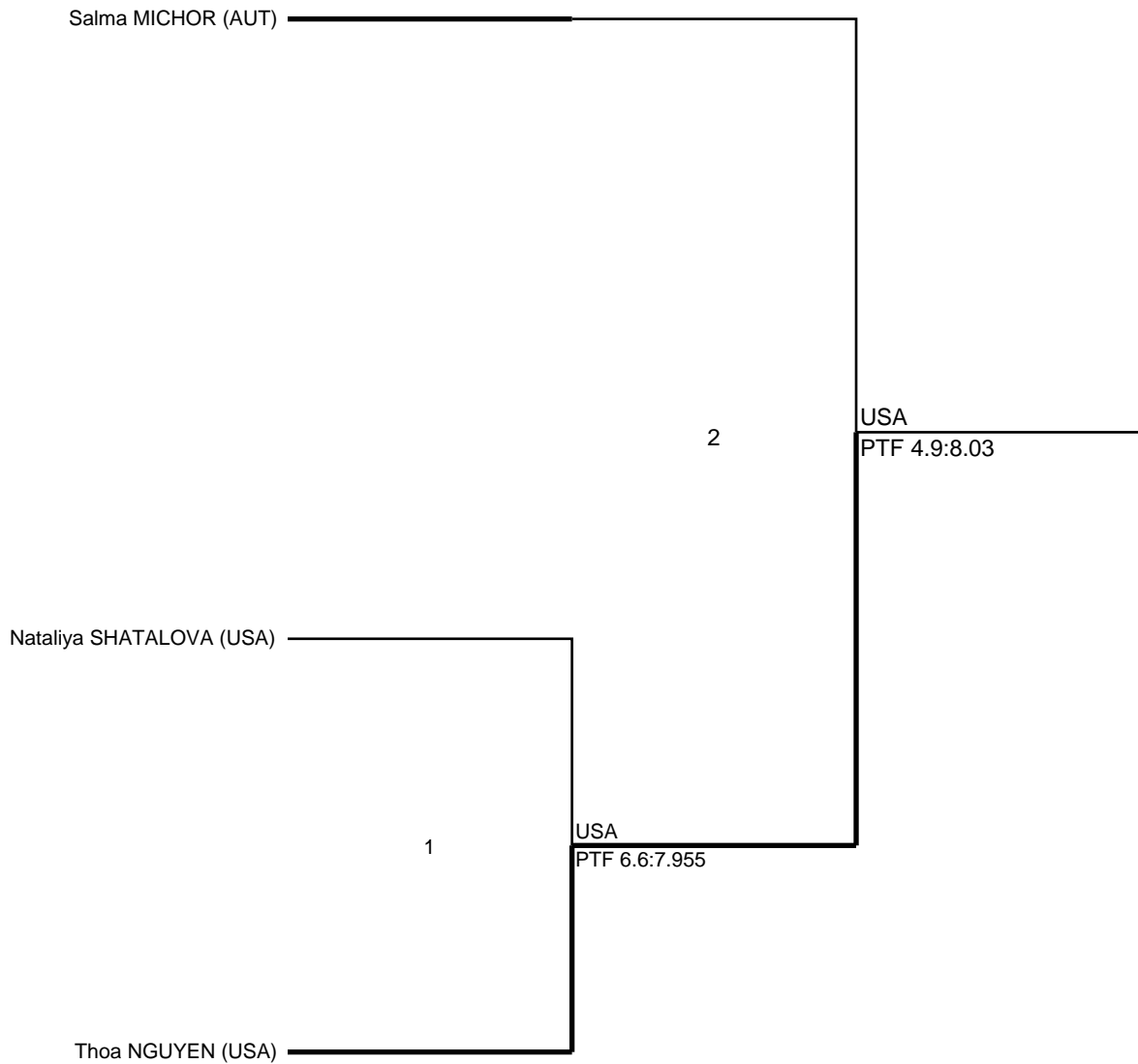


# Individual [F] Under 50



## Results Bracket

Player Name	S-Final	Final
-------------	---------	-------



Signature: \_\_\_\_\_

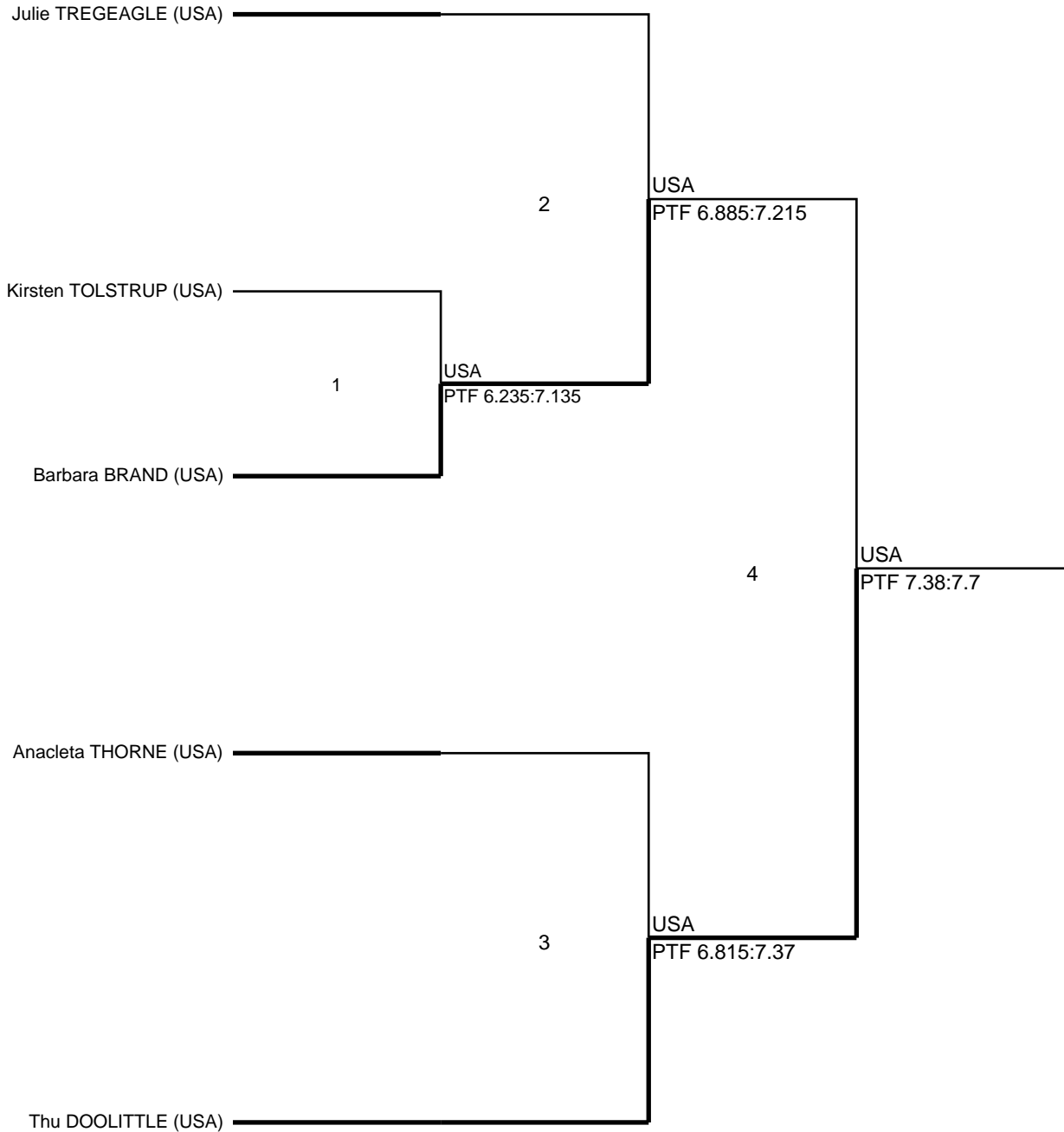


# Individual [F] Under 60



## Results Bracket

Player Name	Q-Final	S-Final	Final
-------------	---------	---------	-------



Signature: \_\_\_\_\_



# Individual [F] Under 65



## Results Bracket

Player Name	Final
-------------	-------

Diana HUNT (USA)

1

USA

PTF 6.645:6.235

Tweedy NGUYEN (USA)

Signature: \_\_\_\_\_